





Course Attribute Update




Process



We began the process
of exploring a course
attribute with the aide



Existing Service-Learning Course Attribute



Service-learning should be identified within your course syllabus

the service (faculty designed or student student designed) should be relevant to the course. Service can be direct or indirect

for existing course, a form is available to add a course attribute link to form courses reviewed by Service-Learning Faculty Fellows



the service-learning component should connect to your course principles

clearly identified reflection assignments and/or class discussions with assigned points/grades

1

Service-Learning is an opportunity to enhance your course. Below are the key components that you must attend to when building an academic service-learning course.

2


Clearly outline the specific steps in your syllabus which connect your course principles to relevant service/ community partners and reflection. Service may be direct or indirect. Reflection assignments and points should be clearly identified.

3


When you submit your new course through the CIM process, a service-learning checkbox will appear. Check the box and complete the prompts. We encourage you to copy this information directly from your syllabus.

4

By checking the service-learning box in CIM, the content will be reviewed by the Service-Learning Faculty Fellows.



New Service-Learning Course Attribute



Thank you!

wichita.edu/servicelearning