





Ken Hush, Treasurer

Pierre Harter, Vice-Chair


Sheryl Wohlford, Chair







WICHITA STATE UNIVERSITY
FOUNDATION

att 1-2






Wichita State University Foundation
Updates to WSU Board of Trustees
as of 02/28/2017



Wichita State University Foundation

History of DOT and Facilities Maintenance Committee



Wichita State University Foundation
Pooled Investment Performance
as of February 28, 2017


	FY2017
Composite	7.9%
<i>Target Weighted Benchmark</i>	<i>6.2%</i>
<i>Spending + CPI Benchmark</i>	<i>5.6%</i>

Historical Investment Returns

	Fiscal Year	Calendar Year
2017	7.9%	-
2016	-3.8%	7.2%
2015	0.4%	3.2%
2014	14.5%	2.4%
2013	8.8%	10.2%
2012	-4.6%	11.4%
Five Year Annualized Return	5.7%	


Balance of all BOT Funds as of 02/28/17

BOT funds in endowed pool (earnings through 02/28/17)	\$6,266,420	60.3%
Gore separately invested fund (earnings through 03/27/17)	4,119,993	39.7%
Total funds balance	\$10,386,413	




Wichita State University Board of Trustees
City of Wichita/Sedgwick County Mill Levy Budget
Fiscal Year 2017
Revenue and Expenditures as of February 28, 2017

	<u>Fiscal Year 2017</u> <u>Budget</u>	<u>Revenue</u> <u>Received as of</u> <u>02/28/17</u>	<u>Budget</u> <u>Remaining</u>	<u>Percent of</u> <u>Budgeted Revenue</u> <u>Received</u>
<u>Revenues</u>				
Revenue	\$7,561,901	\$4,756,491	\$2,805,410	62.90%
Contingent Revenue	300,000	0	300,000	0.00%
Total Revenues	\$7,861,901	\$4,756,491	\$3,105,410	60.50%




Wichita State University Board of Trustees
Operating Budget for Fiscal Year 2017 (B.O.T. Unrestricted Budget)
Revenue and Expenditures as of February 28, 2017

The majority of the page is obscured by a dense, grainy, and noisy pattern, likely representing a corrupted or heavily redacted table. The noise is most prominent in the lower two-thirds of the page, where the text is completely illegible. Only the header information at the top is clearly visible.

Wichita State University
City of Wichita/Sedgwick County Mill Levy Budget
Fiscal Year 2018 Budget


<u>Revenues</u>	<u>Fiscal Year 2018 Budget</u>	<u>Fiscal Year 2017 Budget</u>	<u>Increase (Decrease)</u>
Revenue	\$ 7,622,753	\$ 7,561,901	\$ 60,852
Contingent Revenue	300,000	300,000	-
Funding from Wichita State Innovation Alliance	-	-	-



Draft response to BKD External Management Review Report 2017 for WSU Board of Trustees:

Each member of the WSU Board of Trustees must fill out a statement of substantial interest to be appointed by the Governor. The governor controls the members in accordance with KSA 13-13a16, not

Wichita State University



2028

292,093

300,000

592,093

800,000

658,302

495,659

22,753

976,714

911,897

363,390

56,935

241,174

171,653

745,050

153,158

168,924

90,093

90,093

502,268


68,061

68,061


800,000


592,093


-



	FY 2025	FY 2026	FY 2027	FY 2028
	\$ -	\$ -	\$ -	\$ -
	\$ 431,456	\$ 505,076	\$ 577,120	\$ 658,302
	\$ 431,456	\$ 505,076	\$ 577,120	\$ 658,302
	\$ -	\$ -	\$ -	\$ -
	\$ -	\$ -	\$ -	\$ -
	\$ -	\$ -	\$ -	\$ -
	\$ -	\$ -	\$ -	\$ -
	\$ 431,456	\$ 505,076	\$ 577,120	\$ 658,302
	\$ 431,456	\$ 505,076	\$ 577,120	\$ 658,302







2025-01-15 10:00 AM

